


Information Resources & Technology

October 2018 Newsletter



Rowan Mobile App Relunched

Have you downloaded the revamped Rowan Mobile app yet?

The latest version of the app offers streamlined navigation menus and a more user-friendly interface to help students stay connected with everything that's happening at Rowan University.

Why Should You Download the App?

- To quickly access important student resources, like course schedules and financial information, and key University applications, like the Shuttle Tracker and Proflink, in one location.
- To easily connect to online portals to ask a technology question or set up an appointment with an advisor.
- To stay up-to-date with campus news and events, look up contact information for classmates and instructors in the campus directory and find your way around campus using the Maps & Directions feature.


Where Can You Download the App?

Get Rowan Mobile today in the [Google Play Store](#) or the [Apple Store](#).

We look forward to adding new features based on student feedback, so send us your suggestions by clicking on the “Provide Feedback” link within the app.

Stop. Think. Connect. to Stay Safe Online

TIP OF THE
MONTH



This October, Rowan University joined many other universities and organizations across the country in recognizing National Cyber Security Awareness Month (NCSAM).

While NCSAM provides a great opportunity to remind students and employees about how to stay safe online, we want the entire Rowan University community to use what we've shared with you this month to take action and help protect yourself and others all year long. Whether you are online at home, work or school, remember to:

- **Stop:** Before you use the internet, take time to understand the risks and learn how to spot potential problems.
- **Think:** Take a moment to be certain the path ahead is clear. Watch for warning signs and consider how your actions online could impact your safety — and the safety of others.
- **Connect:** Enjoy the internet with greater confidence, knowing you have taken the right steps to safeguard yourself and your computer.

If you missed any of our other NCSAM content, you can get up to speed at go.rowan.edu/ncsam.

New Census Enrollment Dashboard



We recently launched the Census Enrollment Dashboard, which offers a streamlined way to view and analyze data about student enrollment at Rowan University. This new dashboard allows authorized employees to quickly drill down to the data most relevant to their college, school or department and take away actionable insights.

If you have a Tableau account, you may access the new dashboard by visiting irt.rowan.edu/services/data.html and clicking on “Census Enrollment Dashboard” in the table in the “Dashboards” section. If you would like to request a Tableau account to access the Census Enrollment Dashboard, please email support@rowan.edu.

The Census Enrollment Dashboard, which combines data previously stored in two separate dashboards, provides employees with one place to access enrollment data for informed decision-making. With the launch of the Census Enrollment Dashboard, we retired the 10th Day Enrollment Dashboard with Details for Each Term and the 10th Day Enrollment Summary Dashboard. We are also no longer making public versions of any dashboards, including the 10th Day Enrollment Summary Dashboard, available.

Our Training & Instructional Support team is offering one-on-one sessions for employees who may want some extra help with the new dashboard. To request a one-on-one training session, email irt-training@rowan.edu.

Learn to Navigate Budgets in Banner

Do you manage a budget, but are not sure how to navigate Banner? Then we are offering a new class that’s perfect for you.

In “Navigating Budgets in Banner for Managers,” you will learn how to review your budget in Self-Service Banner and Administrative Pages (Banner 9), download to Excel, dig in for more details, look at open encumbrances, transfer funds and understand the whole requisition to check process.

We’re offering this class several times over the next few months. You can learn with us in-person in Glassboro or Stratford, or sign up to take the class online via WebEx.

Visit marketplace.rowanonline.com/irt to register for one of our upcoming sessions. For instructions on how to use the registration system, visit go.rowan.edu/trainingreg.

Remember, these classes are free for all Rowan University employees.

For more training resources, [visit the IRT Training & Instructional Support website](#).

Update on macOS Mojave



Rowan University students who want to upgrade to the macOS Mojave operating system on their personal laptop or desktop computer may now do so. We have tested the new operating system and verified its compat-

ibility with applications and services that provide access to Rowan Network resources.

Please back up any important documents or other content before starting the upgrade. You may lose unsaved data if the upgrade is not successful.

Note: If you use ExpanDrive to access your home directory or the openarea, you will need to update that application in order for it to work with macOS Mojave. [Visit the Software page on the IRT website](#) to download the new version of ExpanDrive.

This upgrade is not yet approved for Rowan-owned laptops or desktops. Faculty and staff may upgrade to macOS Mojave on their personal computers but not on Rowan-owned and managed devices.

If you have any questions, please contact the Technology Support Center at 856-256-4400 or support@rowan.edu.

SECURE YOUR ROWAN NETWORK ACCOUNT.

GET DUO.



Strong passwords are essential, but they aren't enough to protect your account. That's why you should start using Duo.

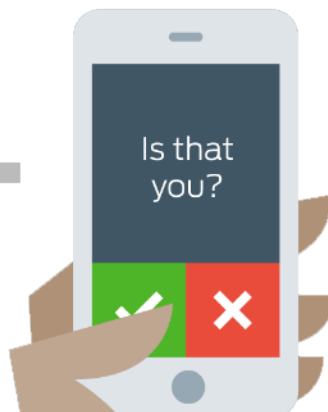
Duo is a two-factor authentication service that adds an additional layer of security to your Rowan Network account. You may already be using two-factor authentication in your personal life to verify your identity through a text message or email when logging in to your bank account. Now, you can get this extra protection at Rowan too.

Visit go.rowan.edu/duo to learn more about Duo at Rowan.

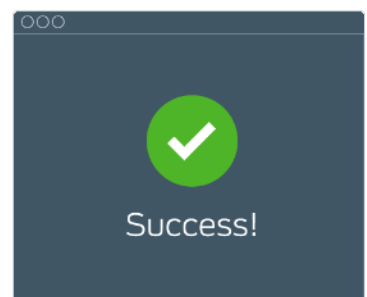
How Two-Factor Authentication With Duo Works



PASSWORD



PROOF




ACCESS

Visit go.rowan.edu/duo for more information.

New Policy Impacts Rowan Network Access for Separating Employees

IRT POLICY SPOTLIGHT



On Thursday, November 1, Rowan University will start enforcing a new policy that impacts how long employees who are resigning, retiring or otherwise separating from the University maintain access to their Rowan Network accounts. Under the new Separated and Retiring Employee Offboarding Policy:

- Lecturers, tenured and tenure track faculty, staff and administrators are not eligible to maintain access to their Rowan Network accounts after separating or retiring from the University. These employees will no longer have access to their Rowan Network accounts after their last day of employment.
- Adjuncts and ¾-time faculty may maintain access to their Rowan Network accounts for one year after the scheduled end of their contract.
- Professors Emeriti may maintain access to their Rowan Network accounts indefinitely.

To review the entire [Separated and Retiring Employee Offboarding Policy](#) and other IRT policies, visit go.rowan.edu/irtpolicies.

Security Threats



In September, we detected and blocked 78 virus attacks and 50,500 emails with malicious URLs sent to our network.

Universities are prime targets for cyberattacks due to the amount of personal data and sensitive research material stored on their networks.

Please immediately contact the Technology Support Center if you think you have clicked on a malicious link or attachment in an email. Acting quickly will minimize the risk to the University.

Request Support Help

Visit our support portal to request help and search our knowledge base for answers to common questions.

Double-click on the support icon shown below from a Rowan-managed computer, or go to support.rowan.edu.



You may also call or email us for help.

Phone: 856-256-4400

Email: support@rowan.edu

Hours:

Monday - Thursday: 8 a.m. to 8 p.m.

Friday: 8 a.m. to 5 p.m.

Follow [@RowanIRT](https://twitter.com/RowanIRT)



Rowan University

INFORMATION RESOURCES & TECHNOLOGY